


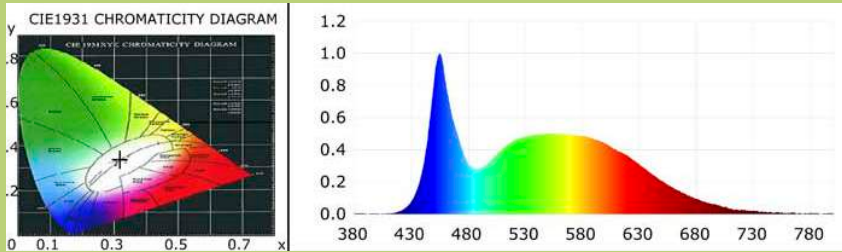


PANEL LED

Panel LED 12W 30X30

Panel LED de 12watts de consumo, tipo de luz blanco frío.
Fabricado en polimetilmetacrilato con marco de aluminio

Driver incluido

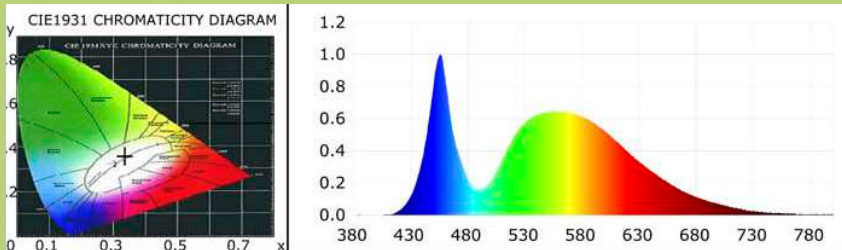


| WATTS | TEMP. | LUMENES | VOLTAJE | MEDIDAS | ACABADO |
|-------|-------|---------|-----------|--------------|-----------------|
| 12W | 6500K | 1500Lm | 85 - 256V | 298*298*10mm | Aluminio + PMMA |

Panel LED 36W 60X60

Panel LED de 36watts de consumo, tipo de luz blanco frío.
Fabricado en polimetilmetacrilato con marco de aluminio

Driver incluido



| WATTS | TEMP. | LUMENES | VOLTAJE | MEDIDAS | ACABADO |
|-------|-------|---------|-----------|--------------|-----------------|
| 36W | 6500K | 2700Lm | 85 - 256V | 596*596*10mm | Aluminio + PMMA |